
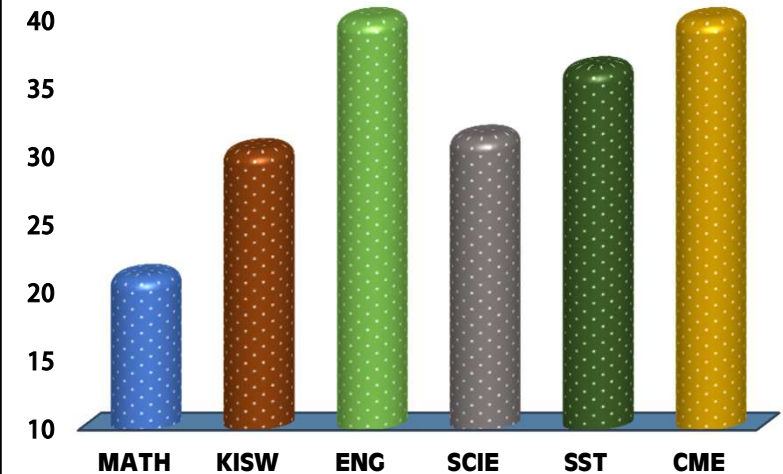
	<h1>MAKABE HILLTOP</h1>	
REGION: DAR ES SALAAM	SCHOOL AVERAGE: 34.3	DISTRICT: UBUNGO
SUBJECT AND GRADE PERFORMANCE ANALYSIS		



SUBJECT RANKING			
ENGLISH	44.2	88%	1
CIVIC AND MORAL EDUCATION	42.2	84%	2
SOCIAL STUDIES	36.4	73%	3
SCIENCE	31.4	63%	4
KISWAHILI	30.4	61%	5
MATHEMATICS	21.2	42%	6

SUBJECT GRADE ANALYSIS					
SUBJECT/GRADE	A	B	C	D	F
MATHEMATICS	0	1	1	3	0
KISWAHILI	0	3	1	1	0
ENGLISH	5	0	0	0	0
SCIENCE	0	3	2	0	0
SOCIAL STUDIES	0	5	0	0	0
CIVIC AND MORAL	4	1	0	0	0

OVERALL GRADE ANALYSIS			
A	0	5	0%
B	4		5%
C	1		1%
D	0		0%
F	0		0%

CHART SUBJECT ANALYSIS



BOYS VS GIRLS PERFORMANCE				
	SAT		SAT	TOTAL
3		2		5
33%		36%		

SEATED	5	100%
ABSENTEES	0	0%
PASSED	5	100%
FAILED	0	0%

NO	NAME	SEX	MATH		KISW		ENG		SCI		SST		CME		TOTAL	AVG	GRADE	POS
1	ABDUL K. CHOROROKA	M	36	B	31	B	43	A	36	B	38	B	44	A	228	38.0	B	1
2	JOAN A. MKAMA	F	25	C	37	B	47	A	34	B	36	B	46	A	225	37.5	B	2
3	GIFT B. JAMES	F	12	D	36	B	45	A	34	B	40	B	44	A	211	35.2	B	3
4	AKQSAM B. MIRAJI	M	18	D	20	D	43	A	30	C	35	B	41	A	187	31.2	B	4
5	NILLAM R. NGANJI	M	15	D	28	C	43	A	23	C	33	B	36	B	178	29.7	C	5